

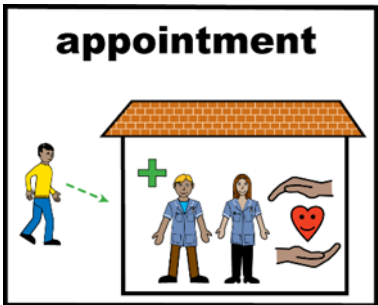

Visiting the dentist at the hospital (Easy Read)

Orthodontics and Restorative Dentistry
Information for Patients

Produced: January 2025
Review: January 2028
Leaflet number: 1577 Version: 1

Introduction

A social story is a tool that helps people understand social situations.
This leaflet is a social story for visiting the dentist at the hospital.


 <p>appointment</p>	<p>I have an appointment to see a dentist about my teeth.</p>
	<p>The appointment is at Glenfield Hospital.</p> <p>This is the main entrance.</p>

**Health information and support is available at www.nhs.uk
or call 111 for non-emergency medical advice**

Visit www.leicestershospitals.nhs.uk for maps and information about visiting Leicester's Hospitals
To give feedback about this information sheet, contact InformationForPatients@uhl-tr.nhs.uk



The hospital is a big building and there are often lots of people there.



There might be a lot of sounds and bright lights too.



I can ask staff at the main reception desk how to get to the orthodontic and restorative dentistry department.



This is the orthodontic and restorative dentistry department reception desk.




My parent or carer will tell the person at the desk what my name is so the staff know I have arrived.



This is the waiting area.



We will sit down and wait.



I might find waiting difficult, but it is important for me to see the dentist.

I could bring a book or headphones.



When it is time for my appointment, the dental nurse will call my name.

A dental nurse is a member of the team who supports the dentist during my appointment.



It is important to keep my hands clean.

The dental nurse will ask me to use the hand sanitiser before my appointment.



We will walk down the corridor to the appointment room.



We go into the room for my appointment to meet the dentist and talk about my teeth and health.



I will sit in the dental chair which moves up, down, forwards, and backwards.



The dentist will be sitting next to the chair.



A bright light will shine into my mouth so my teeth can be checked and counted.



I will get some safety glasses to wear so the light is not too bright.

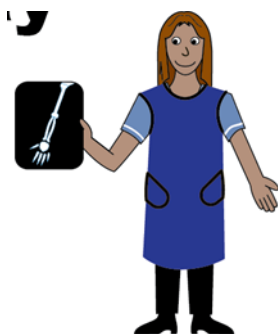


The dentist will count my teeth using a dental mirror and sometimes use a ruler to take measurements.



The dentist and dental nurse will be kind and gentle to me and make sure I am okay.

My parent or carer can stay with me the whole time.




I might need to have an x-ray of my teeth so I will go and meet the radiographer.

The radiographer is someone to takes a special picture of my teeth.



This is the x-ray machine that will take a special picture of my teeth.



The dentist will look at the x-rays of my teeth and we will talk about what will happen next.



After this, I can ask any questions.

If I do not have any questions, I can leave.



Before I leave, I can get a sticker for having my teeth checked.

Contact details:

For any further questions, please contact the Orthodontic and Restorative Dentistry department on 0116 250 2648

Non-photo [Images/Resources copyright © LYPFT](#)

اگر آپ کو یہ معلومات کسی اور زبان میں درکار ہیں، تو براہ کرم مندرجہ ذیل نمبر پر ٹیلی فون کریں۔
على هذه المعلومات بلغةٍ أخرى، الرجاء الاتصال على رقم الهاتف الذي يظهر في الأسفل
જો તમને અન્ય ભાષામાં આ માહિતી જોઈતી હોય, તો નીચે આપેલ નંબર પર કૃપા કરી ટેલિફોન કરો

ਜੇ ਤੁਸੀਂ ਇਹ ਜਾਣਕਾਰੀ ਕਿਸੇ ਹੋਰ ਭਾਸ਼ਾ ਵਿਚ ਚਾਹੁੰਦੇ ਹੋ, ਤਾਂ ਕਿਰਪਾ ਕਰਕੇ ਹੇਠਾਂ ਦਿੱਤੇ ਗਏ ਨੰਬਰ 'ਤੇ ਟੈਲੀਫੋਨ ਕਰੋ।
Aby uzyskać informacje w innym języku, proszę zadzwonić pod podany niżej numer telefonu

If you would like this information in another language or format such as EasyRead or Braille, please telephone 0116 250 2959 or email equality@uhl-tr.nhs.uk