

Moving your child to an intensive care unit (Children's Medical Emergency Transport)

Information for Parents and Families

Produced: April 2021
Last updated: November 2022
Review: April 2024
Leaflet number: 1166 Version: 2.1

Introduction

Welcome to Children's Medical Emergency Transport (COMET).

We understand that this is a very stressful time for you and your family and we aim to make your child's transfer as easy as possible. Please ask the team any further questions you may have.

The COMET team are a specialised team of experienced doctors and nurses in Children's (Paediatric) Intensive Care. Our team are here to move your child safely to a Paediatric Intensive Care Unit within the East Midlands area.

There will be a lot of equipment with your child. This is further explained on page 2. The team may also use abbreviations which you may not be familiar with; information on these can be found on page 10.

You and your family play an essential part in the care of your child. You know your child better than anyone else so please let us know if there is anything that you feel maybe important to your child's care, so we can give the best possible care. Your face and voice are important in your child's care and you will be encouraged to interact with your child as much as you feel comfortable to do.



**Health information and support is available at www.nhs.uk
or call 111 for non-emergency medical advice**

Visit www.leicestershospitals.nhs.uk for maps and information about visiting Leicester's Hospitals
To give feedback about this information sheet, contact InformationForPatients@uhl-tr.nhs.uk

Why does my child need to be transferred?

Children's intensive care is only provided in a small number of specialist units and your local hospital may not have this facility.

Although your local hospital may not have this facility they will have done the necessary procedures to prepare your child for transfer.

Your child needs to be moved to a Paediatric Intensive Care Unit (PICU). A PICU gives further specialist care with nurses and doctors with experience in looking after and supporting sick and critically ill children.

Who will be taking care of my child?

There will be many different people taking care of your child whilst being transferred. The COMET team are made up of:

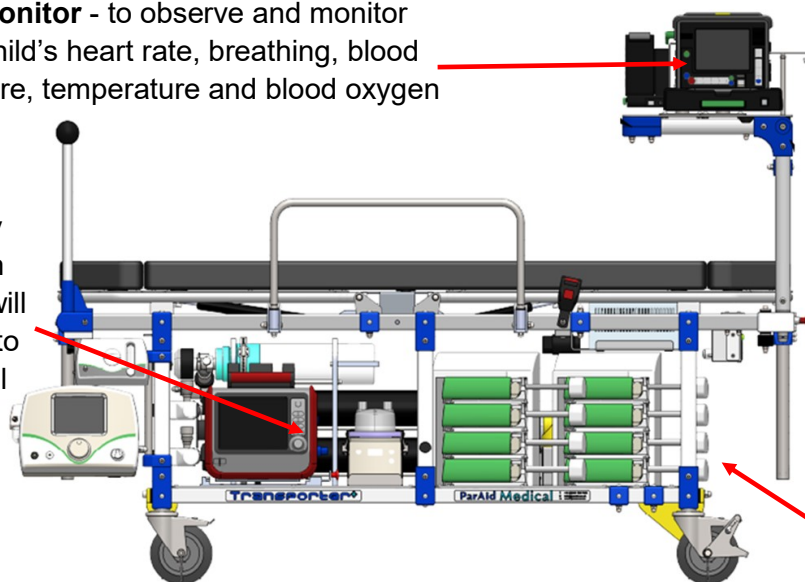
- **COMET Consultants** - senior children's doctors who specialise in intensive care and transport.
- **COMET Registrars** - doctors specialising in paediatrics including transport.
- **COMET ACPs** - advanced healthcare professionals who specialise in paediatric critical care and transporting children.
- **COMET Nurses** – specialised nurses in caring for and transporting sick children.
- **COMET Trainees** – there may also be doctors, nurses and students in training, learning about the transport team.

What does all the equipment do?

There are a lot of different pieces of equipment around your child that will be supporting them whilst they are ill. Please ask if you are unsure or would like any more information on what the equipment does but we do insist that you do not touch any of this equipment as it may affect your child's care.

The monitor - to observe and monitor your child's heart rate, breathing, blood pressure, temperature and blood oxygen levels.

Ventilator - your child may need help breathing. When this happens, a ventilator will be used to help your child to breathe (not all children will need this help whilst on PICU).



Pumps - to give infusions and medications

Information about Nottingham PCCU

Nottingham's Paediatric Critical Care Unit (PCCU) has 14 critical care beds and cares for children of all ages, from birth to 18 years of age. It has an integrated High Dependency Unit and Paediatric Intensive Care Unit.

Nottingham specialises in caring for children with breathing problems, brain conditions or kidney problems, as well as children who have been in an accident and children with cancer.

How to find Nottingham PCCU? Please use postcode **NG7 2UH**

Direct phone number to PICU: 0115 9709232

For directions to car park, follow QR code:



Directions to Nottingham PCCU:

The PCCU is located in the Queen's Medical Centre (QMC) on Derby Road. This is on the western side of the city, just on the east side (inside) of the Nottingham ring road at its junction with the A52. The A52 crosses the M1 at junction 25.

Leave the M1 motorway at junction 25, and take the 'A52 to Nottingham', past Stapleford, Bramcote and Wollaton Park. As you pass the university on your right you will come to a large traffic island with QMC on the right immediately after the island. Turn right here, take the first slip road on the left into the hospital grounds and continue along the hospital perimeter road.

Park and Ride - Medilink:

Queen's Drive Park and Ride site is located off Queens Drive near A52, Clifton Bridge.

A Medilink bus service operates between this site and the QMC. To find using your satnav, use the postcode **NG2 1AP**.

For the latest car parking and travel information visit www.nuh.nhs.uk

Car parking:

The main patient and visitor parking areas at QMC are car park 1 (East Road) and car park 3 (access at the junction between East Road and South Road).

Parking charges

0 to 15 minutes	Free
16 minutes to 1 hour	£2
1 to 2 hours	£4
2 to 4 hours	£5.50
Up to 8 hours	£6.50
Up to 24 hours	£8

Please note these prices are correct of November 2022, there may be slight differences in the prices if these have been updated since then. You can pay by cash at the parking machines outside, or by credit/debit card at the car parking and security office (inside the main entrance).

1 week permits are also available from the car parking and security office. Payment is by cash or credit/ debit card. Concessions are made for visitors who need to attend hospital regularly. Please ask a member of staff for more information.

How to find the unit:

- **From main entrance** - at the main entrance, located on B floor, turn left. Follow this corridor to the end. At the end turn left and then right where you will reach the main lift and stairs for East block (purple block).

Take the lift up to E floor. Turn left out of the lift and left again past the drinks machines. The PCCU is on your right hand side. Please ring the door bell once and a member of staff will let you in.

- **From East Block entrance** - once you have parked your car in the visitors' car park the easiest route to PCCU is to walk down Stores Road. Turn right down East Road and then enter the hospital through the East Block entrance opposite the blue railings. On entering East block you will pass an information point.

Turn right at the junction and follow the corridor until you reach the end at which point you need to turn left and turn left again, where you will reach East Block lifts.


Take the lift up to E floor. Turn left out of the lift and left again past the drinks machines. The PICU is on your right hand side. Please ring the door bell once and a member of staff will let you in.

Out of hours this entrance may be closed, so go through main entrance.

Facilities for parents and carers:

Nottingham PCCU provides overnight accommodation with washing facilities close to the unit for parents. Due to the children's care needs, parents are not able to sleep at children's bedsides.

Parents' rooms will be arranged by the Family Liaison Team or nursing staff upon arrival in the unit.



Information about Leicester Royal Infirmary CICU

The Children's Intensive Care Unit (CICU) at Leicester Royal Infirmary looks after children from birth to 18 years of age.

The Children's Hospital specialises in caring for children with stomach/ intestinal problems, children with cancer and children with breathing conditions.

The CICU has 6 beds, which support children with respiratory illnesses and cardiac conditions as well as after surgery.

How to find Leicester CICU? Please use postcode **LE1 5WW**

Direct Phone number: 0116 258 6302



Directions to Leicester Royal Infirmary CICU:

Leicester Royal Infirmary is situated on the southern edge of the city centre of Leicester.

Directions to the hospital appear on major road signs when you exit the motorways (M69/ M1) and around the city.

The main onsite patient and visitor parking is on Havelock Street.

Car parking:

The car park is pay on exit and payment can be made by cash or credit/ debit card.

Parking charges

0 to 30 minutes	Free	3 to 4 hours	£4.50
Up to 1 hour	£1.70	4 to 8 hours	£6.70
1 to 2 hours	£2.90	8 to 12 hours	£11.30
2 to 3 hours	£3.40	12 to 24 hours	£13.30

Please note these prices are correct of November 2022, there may be slight differences in the prices if these have been updated since then.

Reduced weekly/ monthly parking is available. Please ask staff on the unit for a form.

Daily, weekly and monthly saver tickets are also available from the Car Park Office (Windsor Building).

For the latest car parking and travel information visit: www.leicestershospitals.nhs.uk

How to find the unit:

From the Havelock Street car park, follow the signs for the main entrance located in the Windsor Building.

Enter the Windsor Building where you will find main reception on your right. Continue along the corridor to the end and turn right into Balmoral Building.

Continue down the corridor and turn right into the Balmoral lift lobby. Take a lift to the 4th floor. Turn left out of the lift through the double doors and turn left again where you will find the unit on your right, in front of ward 12.

Facilities for parents and carers:

There are 3 parent rooms available at CICU. However the staff will always try to find you somewhere to stay if they are not available. All parents can help themselves to breakfast. For breastfeeding mums all meals are provided.

Information about Leicester Royal Infirmary C-PICU

Cardiac Paediatric Intensive Care Unit (C-PICU) at Leicester Royal Infirmary specialises in pre and post cardiac surgery and Extra Corporeal Membrane Oxygenation (ECMO) services. This unit has 8 beds, catering for children from birth to 18 years of age.

How to find Leicester C-PICU? Please use postcode **LE1 5WW**

Direct phone number: 0116 258 3288



Directions to Leicester Royal Infirmary C-PICU:

Leicester Royal Infirmary is situated on the southern edge of the city centre of Leicester.

Directions to the hospital appear on major road signs when you exit the motorways (M69/ M1) and around the city.

The main onsite patient and visitor parking is located on Havelock Street.

Car parking:

The car park is pay on exit and payment can be made by cash or credit/ debit card.

Parking charges

0 to 30 minutes	Free	3 to 4 hours	£4.50
Up to 1 hour	£1.70	4 to 8 hours	£6.70
1 to 2 hours	£2.90	8 to 12 hours	£11.30
2 to 3 hours	£3.40	12 to 24 hours	£13.30

Please note these prices are correct of November 2022, there may be slight differences in the prices if these have been updated since then.

Reduced weekly/ monthly parking is available and a form can be obtained from staff on the unit.

Daily, weekly and monthly saver tickets are also available from the Car Park Office (Windsor Building).


For the latest car parking and travel information visit: www.leicestershospitals.nhs.uk

How to find the unit:

Make your way to the Kensington Building (highlighted in blue on the site map). Enter through the main doors and approach the reception desk straight ahead. You will be given access to the lift lobby where you need to take the lift up to level 5. When you exit the lift you will see C-PICU is signposted; go through these double doors and turn right.

Facilities for parents and carers:

C-PICU has access to parent rooms available nearby for you to stay in if needed. Please speak to a member of staff who will arrange this for you. Tea and coffee is kindly donated by a local charity (Heart Link). Breastfeeding mums are provided with meals free of charge.



Will I be able to travel with my child?

There may be the opportunity for 1 parent to travel with us in the ambulance, depending on staffing and vehicles. The transport team will talk to you about this, but please ask them if they don't mention it.

This may not be possible due to infection risks (for example during a pandemic). We will let you know if this is the case.

If you suffer from motion sickness it may be advisable for you not to travel in the ambulance. If you do travel with your child you will be expected to stay seated with your seat belt fastened unless told otherwise by a member of our team.

If you are unable to travel with your child please do not try to follow our ambulance. Please ensure you travel at a safe and steady speed. Our team will give you information about the hospital your child is being taken to.

Abbreviations explained

Abbreviation	Meaning
Access	Cannula in the vein
Art line	Arterial cannula
BM	Blood sugar
BP	Blood pressure
Cap Refill	Capillary refill
CO2	Carbon dioxide
CVL	Central venous line
ETA	Estimated arrival time
ETT	Endotracheal tube (breathing tube in windpipe)
Gas	Blood test
Inotropes	Medicine to help the heart and blood vessels
IO	Intravenous (type of cannula that goes in the bone)

Abbreviation	Meaning
IV	Intravenous (giving medicine through a cannula into the vein)
Line	Cannula in vein or artery
NIV	Non-invasive ventilation
LRI	Leicester Royal infirmary
Notts/QMC	Nottingham Queens Medical Centre
O2	Oxygen
Pump	Syringe pump
Sats	Oxygen saturation
Temp	Temperature
Trolley	Retrieval trolley that your child lies on
Tube	Endotracheal tube (breathing tube in windpipe)
Vent	Ventilator

Concerns about your child's transfer

The transport team will be with your child throughout the journey in the ambulance. We will be observing and monitoring your child for any changes in their condition throughout the journey. We will also make regular notes on your child's condition during the journey which we will share with the team in the hospital your child is transferred to.

If you have any concerns please speak to one of the transport team before they leave in the ambulance.

Giving us your comments and feedback


We welcome any comments or feedback about our team.

We would appreciate if you could complete our parent/ carer feedback questionnaire, which is anonymous, by scanning the QR code given here. It will take about 2 minutes and provides us with valuable information to help us to improve our service.

Alternatively, if you have any other questions, concerns or feedback, please contact our Transport Matron via the details below:


Address: COMET Transport Service, Level 2 Jarvis Building,
Leicester Royal infirmary, Leicester LE1 5WW

Email: CometTransport@uhl-tr.nhs.uk



Please be aware that your child's information and vital signs may be stored on the transport equipment and also remotely on an online database as part of our patient records. Be assured that all information will be stored in accordance with data protection legislation.

A cartoon robot character is positioned on the right side of a lined page. The robot has a large, round, light blue face with two small black dots for eyes and a simple curved line for a smile. It wears a helmet with red and white horizontal stripes. Its body is small and cylindrical, colored brown and blue, with a yellow circular detail on the front. The robot has two long, thin black arms and legs. Each arm ends in a blue spherical hand, and each leg ends in a blue spherical foot. The robot is standing on the bottom line of the page.



ਜੇ ਤੁਸੀਂ ਇਹ ਜਾਣਕਾਰੀ ਕਿਸੇ ਹੋਰ ਭਾਸ਼ਾ ਵਿੱਚ ਚਾਹੁੰਦੇ ਹੋ, ਤਾਂ ਕਿਰਪਾ ਕਰਕੇ ਹੇਠਾਂ ਦਿੱਤੇ ਗਏ ਨੰਬਰ 'ਤੇ ਟੈਲੀਫੋਨ ਕਰੋ।
Aby uzyskać informacje w innym języku, proszę zadzwonić pod podany niżej numer telefonu

If you would like this information in another language or format such as EasyRead or Braille, please telephone 0116 250 2959 or email equality@uhl-tr.nhs.uk